



ग्रामीण गृहनिर्माण

दैनिक प्रगती अहवाल :

०२.०८.२०२३

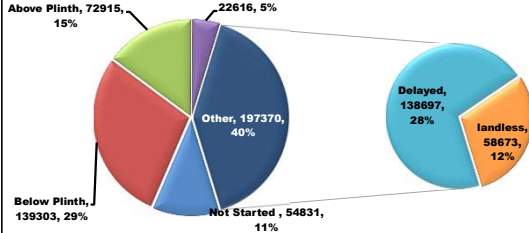
प्रधानमंत्री आवास योजना ग्रामीण – मंजूरी, पूर्ण घरकुले, हप्ते वितरण, भूमिहीन, आर्थिकदृष्ट्या अपुर्ण
राज्य पुरस्कृत ग्रामीण आवास योजना – मंजूरी, पूर्ण घरकुले, हप्ते वितरण, आर्थिकदृष्ट्या अपुर्ण

योजना	एकूण मंजूरी	दैनिक मंजूरी	एकूण पूर्ण	दैनिक पूर्ण घरकुले	दैनिक पहिला हप्ता वितरीत	दैनिक दुसरा हप्ता वितरीत	दैनिक तिसरा हप्ता वितरीत
प्रधानमंत्री आवास योजना ग्रामीण	१३९५८०८	०	११०६१४३	२५८	५०५	१०८८	१७८२
राज्य योजना	५९९८६५	८३४	४३०९६५	७२	७३९	३५०	५२४
एकूण	१९९५६७३	८३४	१५३७१०८	३३०	१२४४	१४३८	२३०६

PMAY-G Completion Progress Bar

79.2%

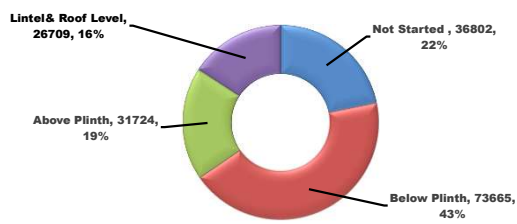
PMAY-G: Incomplete Houses bifurcation



State Schemes Progress Bar

71.8%

State Schemes: Incomplete Houses bifurcation



220436

184027

162908

138697

78915

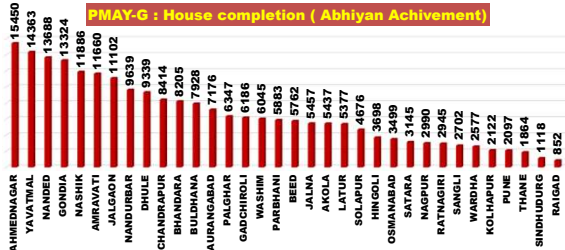
126906

47837

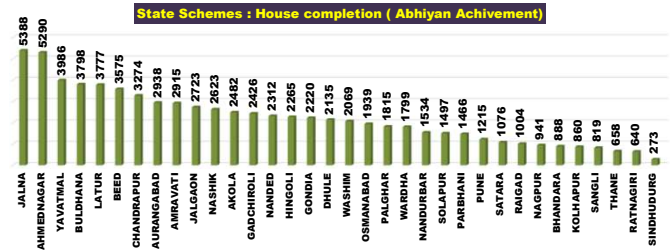
25820

पहिला हप्ता मिळाल्यानंतर ३ महिने उलटूनही अपुर्ण घरकुले
 पहिला हप्ता मिळाल्यानंतर ६ महिने उलटूनही अपुर्ण घरकुले
 पहिला हप्ता मिळाल्यानंतर ९ महिने उलटूनही अपुर्ण घरकुले
 पहिला हप्ता मिळाल्यानंतर १२ महिने उलटूनही अपुर्ण घरकुले
 पहिला हप्ता मिळाल्यानंतर १८ महिने उलटूनही अपुर्ण घरकुले
 पहिला हप्ता मिळाल्यानंतर १० दिवसानंतरही दुसरा हप्ता न मिळालेली घरकुले
 दुसरा हप्ता मिळाल्यानंतर १० दिवसानंतरही तिसरा हप्ता न मिळालेली घरकुले
 तिसरा हप्ता मिळाल्यानंतर १० दिवसानंतरही अपुर्ण घरांची संख्या

PMAY-G : House completion (Abhiyan Achievement)



State Schemes : House completion (Abhiyan Achievement)

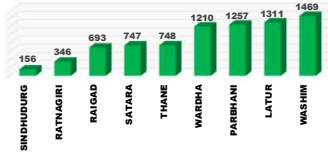


राज्य व्यवस्थापन कक्ष- ग्रामीण गृहनिर्माण

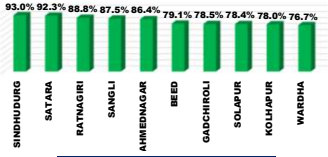
४ था मजला, दक्षिण कक्ष, सिडको भवन, सीबीडी बेलापूर, नवी मुंबई - ४०० ६१४.

Top and Bottom Ten Districts

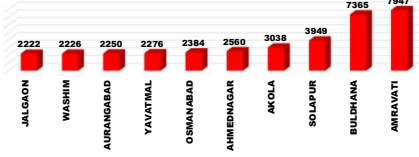
PMAY-G Delayed Houses TOP 10 Dist.



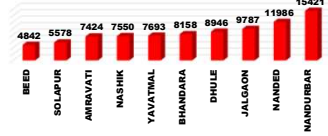
State Schemes Sanction TOP 10 Dist.



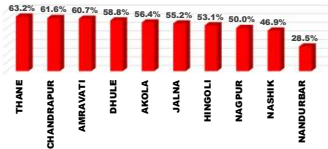
PMAY-G Remaining 1st Installments Bottom 10 Dist.



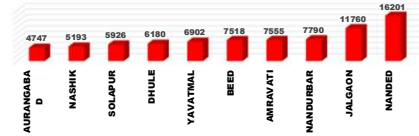
PMAY-G Delayed Houses Bottom 10 Dist.



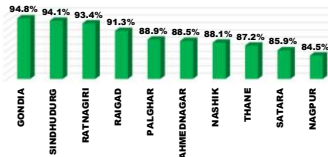
State Schemes Sanction Bottom 10 Dist.



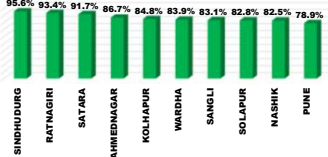
PMAY-G Remaining 2nd Installments Bottom 10 Dist.



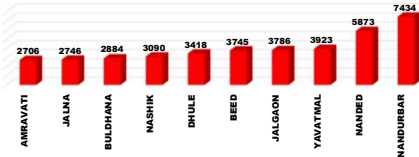
PMAY-G Completion TOP 10 Dist.



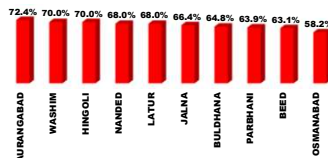
State Schemes Completion TOP 10 Dist.



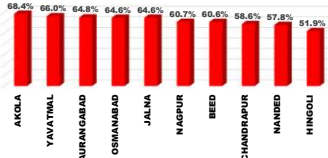
PMAY-G Remaining 3rd Installments Bottom 10 Dist.



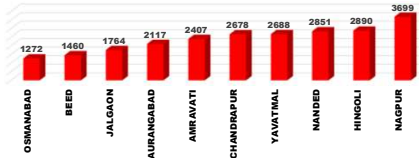
PMAY-G Completion Bottom 10 Dist.




State Schemes Completion Bottom 10 Dist.



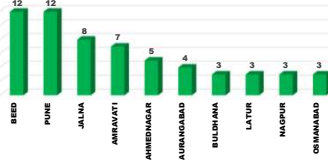
State Schemes Remaining 1st Installments Bottom 10 Dist.



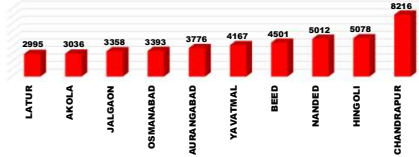
PMAY-G Daily Completion Top 10 Dist.



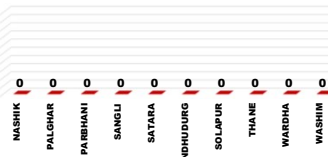
State Schemes Daily Completion Top 10 Dist.



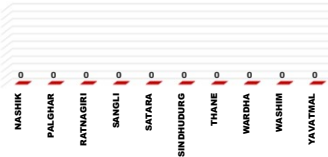
State Schemes Remaining 2nd Installments Bottom 10 Dist.



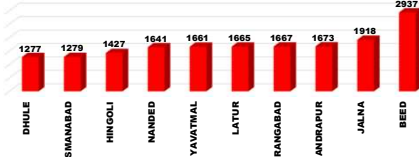
PMAY-G Daily Completion Bottom 10 Dist.



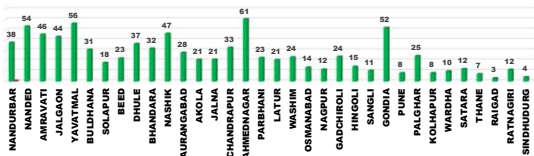
State Schemes Daily Completion Bottom 10 Dist.



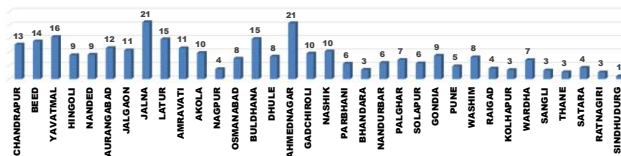
State Schemes Remaining 3rd Installments Bottom 10 Dist.



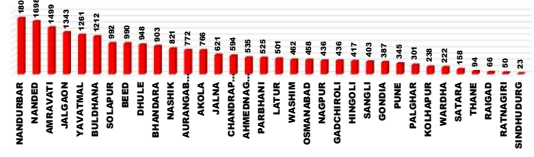
PMAY-G : Current Pace of Completion Per Day (Abhiyan)



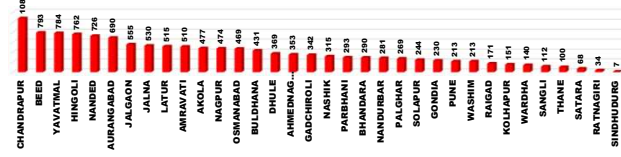
State Schemes : Current Pace of Completion Per Day (Abhiyan)



PMAY-G Required Pace of Completion Per Day



State Schemes Required Pace of Completion Per Day



प्रधानमंत्री आवास योजना ग्रामीण - मंजूरी (PWL+Awaas Plus)

Sr. No.	Division	Target (PWL+Awaas Plus)	01.08.2023	02.08.2023	Daily Achivement	Remaining
1	NASHIK DIV.	412020	411776	411770	0	250
2	AMRAVATI DIV.	270832	270205	270203	0	629
3	AURANGABAD DIV.	236317	235897	235885	0	432
4	NAGPUR DIV.	289044	288551	288540	0	504
5	KONKAN DIV.	69517	69475	69475	0	42
6	PUNE DIV.	120629	120038	119935	0	694
Total		1398359	1395942	1395808	0	2551

Sr. No.	District	Target (PWL+Awaas Plus)	01.08.2023	02.08.2023	Daily Achivement	Remaining
1	AHMEDNAGAR	60551	60487	60487	0	64
2	AKOLA	48599	48493	48493	0	106
3	AMRAVATI	93194	92773	92773	0	421
4	AURANGABAD	36366	36350	36350	0	16
5	BEED	34987	34863	34863	0	124
6	BULDHANA	44706	44706	44706	0	0
7	CHANDRAPUR	42522	42475	42475	0	47
8	DHULE	64664	64664	64664	0	0
9	GADCHIROLI	31635	31620	31620	0	15
10	GONDIA	95992	95931	95931	0	61
11	HINGOLI	18083	18083	18083	0	0
12	JALNA	24035	24035	24035	0	0
13	LATUR	20415	20368	20368	0	47
14	NANDED	69192	69077	69077	0	115
15	NANDURBAR	118812	118791	118791	0	21
16	NASHIK	89432	89354	89354	0	78
17	OSMANABAD	14313	14229	14229	0	84
18	PALGHAR	35188	35188	35188	0	0
19	RAIGAD	9821	9819	9819	0	2
20	RATNAGIRI	9804	9800	9800	0	4
21	SANGLI	21509	21410	21410	0	99
22	SINDHUDURG	5132	5096	5096	0	36
23	SOLAPUR	47766	47484	47484	0	282
24	THANE	9572	9572	9572	0	0
25	YAVATMAL	64233	64169	64169	0	64
26	NAGPUR	36720	36559	36557	-2	163
27	WASHIM	20100	20064	20062	-2	38
28	BHANDARA	64125	63964	63960	-4	165
29	WARDHA	18050	18002	17997	-5	53
30	JALGAON	78561	78480	78474	-6	87
31	PUNE	19230	19203	19193	-10	37
32	PARBHANI	18926	18892	18880	-12	46
33	SATARA	14708	14588	14571	-17	137
34	KOLHAPUR	17416	17353	17277	-76	139
Total		1398359	1395942	1395808	0	2551

Remaining Sanction RANK

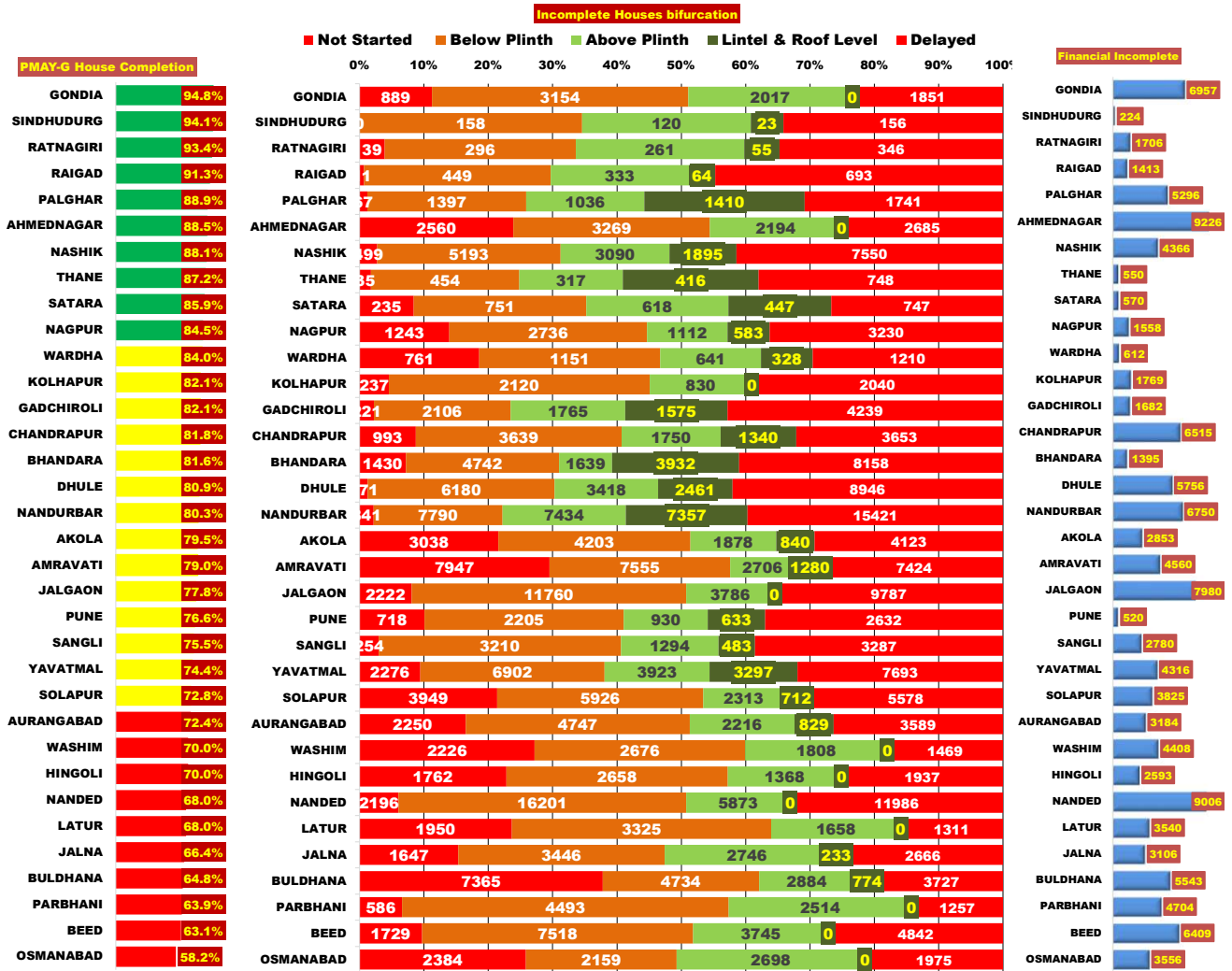
BULDHANA	0
DHULE	0
HINGOLI	0
JALNA	0
PALGHAR	0
THANE	0
RAIGAD	2
RATNAGIRI	4
GADCHIROLI	15
AURANGABAD	16
NANDURBAR	21
SINDHUDURG	36
PUNE	37
WASHIM	38
PARBHANI	46
CHANDRAPUR	47
LATUR	47
WARDHA	53
GONDIA	61
AHMEDNAGAR	64
YAVATMAL	64
NASHIK	78
OSMANABAD	84
JALGAON	87
SANGLI	99
AKOLA	106
NANDED	115
BEED	124
SATARA	137
KOLHAPUR	139
NAGPUR	163
BHANDARA	165
SOLAPUR	282
AMRAVATI	421

प्रधानमंत्री आवास योजना - ग्रामीण : भूमिहीन लाभार्थी अहवाल

Sr. No.	District	Google Sheet Report			AwaasSoft Report			
		Total Landless	Provided land	Remaining	Landless beneficiaries tagged in AwaasSoft	Landless beneficiaries provided land	Remaining Landless	Remaining Tag (provided land)
1	DHULE	18	18	0	18	18	0	0
2	GADCHIROLI	8	8	0	9	9	0	-1
3	GONDIA	2450	2450	0	2457	2329	128	121
4	KOLHAPUR	257	257	0	254	229	25	28
5	NANDURBAR	0	0	0	0	0	0	0
6	PALGHAR	11	11	0	11	11	0	0
7	RAIGAD	6	6	0	6	6	0	0
8	RATNAGIRI	23	23	0	23	23	0	0
9	SINDHUDURG	420	420	0	418	418	0	2
10	NANDED	354	322	32	382	263	119	59
11	THANE	112	80	32	118	60	58	20
12	BEED	212	125	87	364	66	298	59
13	SANGLI	369	210	159	355	142	213	68
14	SATARA	902	677	225	892	580	312	97
15	PARBHANI	307	63	244	307	54	253	9
16	NASHIK	1817	1474	343	1727	1162	565	312
17	PUNE	2069	1603	466	2069	867	1202	736
18	WARDHA	2372	1793	579	2474	1794	680	-1
19	CHANDRAPUR	2496	1903	593	2515	1615	900	288
20	HINGOLI	1713	796	917	1713	466	1247	330
21	JALNA	1359	406	953	1374	85	1289	321
22	NAGPUR	4655	3678	977	4661	3549	1112	129
23	LATUR	2195	1127	1068	2258	801	1457	326
24	BHANDARA	5073	3985	1088	5074	4092	982	-107
25	JALGAON	22533	21330	1203	22588	20901	1687	429
26	AURANGABAD	3266	1700	1566	3250	1807	1443	-107
27	WASHIM	3311	1667	1644	3321	1550	1771	117
28	OSMANABAD	2258	531	1727	2376	56	2320	475
29	YAVATMAL	3193	1455	1738	3382	1377	2005	78
30	AHMEDNAGAR	7588	5220	2368	7797	5111	2686	109
31	AKOLA	7154	4765	2389	7305	4943	2362	-178
32	SOLAPUR	6593	3962	2631	6673	2130	4543	1832
33	BULDHANA	15352	9266	6086	15729	9144	6585	122
34	AMRAVATI	20273	11638	8635	19631	11509	8122	129
	Total	120719	82969	37750	121531	77167	44364	6196

प्रधानमंत्री आवास योजना ग्रामीण - पूर्ण घरकूले

Sr. No.	Division	Sanction	01.08.2023	02.08.2023	Daily Achivement	Remaining	Avg. Completed Per Day From 20.11.22 to Today	To be Completed in Per Day till 15.08.23
1	AMRAVATI DIV.	270203	202476	202590	114	67613	178	5201
2	AURANGABAD DIV.	235885	158032	158101	69	77784	198	5983
3	NAGPUR DIV.	288540	249784	249824	40	38716	164	2978
4	KONKAN DIV.	69475	62515	62534	19	6941	51	534
5	NASHIK DIV.	411770	340919	340930	11	70840	225	5449
6	PUNE DIV.	119935	92159	92164	5	27771	58	2136
Total		1395808	1105885	1106143	258	289665	874	22282



प्रधानमंत्री आवास योजना ग्रामीण - पूर्ण घरकूले

Sr. No.	District	Sanction	01.08.2023	02.08.2023	Daily Achivement	Remaining	Avg. Completed Per Day From 20.11.22 to Today	To be Completed in Per Day till 15.08.23
1	YAVATMAL	64169	47683	47771	88	16398	56	1261
2	JALNA	24035	15925	15963	38	8072	21	621
3	AMRAVATI	92773	73259	73285	26	19488	46	1499
4	GONDIA	95931	90881	90902	21	5029	52	387
5	CHANDRAPUR	42475	34735	34753	18	7722	33	594
6	RAIGAD	9819	8945	8962	17	857	3	66
7	HINGOLI	18083	12643	12656	13	5427	15	417
8	AURANGABAD	36350	26301	26308	7	10042	28	772
9	NANDURBAR	118791	95363	95369	6	23422	38	1802
10	PUNE	19193	14702	14707	5	4486	8	345
11	BEED	34863	21986	21990	4	12873	23	990
12	JALGAON	78474	61016	61020	4	17454	44	1343
13	LATUR	20368	13847	13851	4	6517	21	501
14	OSMANABAD	14229	8277	8279	2	5950	14	458
15	RATNAGIRI	9800	9147	9149	2	651	12	50
16	AHMEDNAGAR	60487	53529	53530	1	6957	61	535
17	NAGPUR	36557	30882	30883	1	5674	12	436
18	NANDED	69077	46997	46998	1	22079	54	1698
19	AKOLA	48493	38534	38534	0	9959	21	766
20	BHANDARA	63960	52217	52217	0	11743	32	903
21	BULDHANA	44706	28949	28949	0	15757	31	1212
22	DHULE	64664	52334	52334	0	12330	37	948
23	GADCHIROLI	31620	25953	25953	0	5667	24	436
24	KOLHAPUR	17277	14184	14184	0	3093	8	238
25	NASHIK	89354	78677	78677	0	10677	47	821
26	PALGHAR	35188	31278	31278	0	3910	25	301
27	PARBHANI	18880	12056	12056	0	6824	23	525
28	SANGLI	21410	16169	16169	0	5241	11	403
29	SATARA	14571	12520	12520	0	2051	12	158
30	SINDHUDURG	5096	4795	4795	0	301	4	23
31	SOLAPUR	47484	34584	34584	0	12900	18	992
32	THANE	9572	8350	8350	0	1222	7	94
33	WARDHA	17997	15116	15116	0	2881	10	222
34	WASHIM	20062	14051	14051	0	6011	24	462
Total		1395808	1105885	1106143	258	289665	874	22282

राज्यपुरस्कृत आवास योजना ग्रामीण - मंजूरी

Sr. No.	Division	Target	01.08.2023	02.08.2023	Daily Achivement	Remaining
1	NAGPUR DIV.	161806	106937	107336	399	54470
2	NASHIK DIV.	207056	116375	116707	332	90349
3	AMRAVATI DIV.	156577	102778	102843	65	53734
4	KONKAN DIV.	45015	33279	33315	36	11700
5	AURANGABAD DIV.	267541	175887	175887	2	91654
6	PUNE DIV.	79218	63777	63777	0	15441
Total		917213	599033	599865	834	317348

Sr. No.	District	Target	01.08.2023	02.08.2023	Daily Achivement	Remaining
1	NAGPUR	31291	15420	15656	236	15635
2	NASHIK	49930	23224	23431	207	26499
3	CHANDRAPUR	55099	33801	33940	139	21159
4	NANDURBAR	51420	14524	14649	125	36771
5	AMRAVATI	36242	21943	22008	65	14234
6	THANE	8574	5390	5423	33	3151
7	GADCHIROLI	20609	16156	16180	24	4429
8	RAIGAD	10569	7342	7345	3	3224
9	PARBHANI	27750	17923	17925	2	9825
10	AHMEDNAGAR	39938	34500	34500	0	5438
11	AKOLA	34781	19622	19622	0	15159
12	AURANGABAD	36954	25483	25483	0	11471
13	BEED	33057	26163	26163	0	6894
14	BHANDARA	21794	16423	16423	0	5371
15	BULDHANA	28967	20422	20422	0	8545
16	DHULE	31351	18426	18426	0	12925
17	GONDIA	18306	13864	13864	0	4442
18	HINGOLI	38798	20592	20592	0	18206
19	JALGAON	34417	25701	25701	0	8716
20	JALNA	35214	19447	19447	0	15767
21	KOLHAPUR	16545	12902	12902	0	3643
22	LATUR	35680	26708	26708	0	8972
23	NANDED	34410	22339	22339	0	12071
24	PALGHAR	16073	11748	11748	0	4325
25	PUNE	17741	13139	13139	0	4602
26	RATNAGIRI	7531	6690	6690	0	841
27	SANGLI	9832	8604	8604	0	1228
28	SATARA	11532	10647	10647	0	885
29	SINDHUDURG	2268	2109	2109	0	159
30	SOLAPUR	23568	18485	18485	0	5083
31	WARDHA	14707	11273	11273	0	3434
32	WASHIM	15828	10819	10819	0	5009
33	YAVATMAL	40759	29972	29972	0	10787
34	OSMANABAD	25678	17232	17230	-2	8448
Total		917213	599033	599865	834	317348

Remaining Sanction RANK

SINDHUDURG	159
RATNAGIRI	841
SATARA	885
SANGLI	1228
THANE	3151
RAIGAD	3224
WARDHA	3434
KOLHAPUR	3643
PALGHAR	4325
GADCHIROLI	4429
GONDIA	4442
PUNE	4602
WASHIM	5009
SOLAPUR	5083
BHANDARA	5371
AHMEDNAGAR	5438
BEED	6894
OSMANABAD	8448
BULDHANA	8545
JALGAON	8716
LATUR	8972
PARBHANI	9825
YAVATMAL	10787
AURANGABAD	11471
NANDED	12071
DHULE	12925
AMRAVATI	14234
AKOLA	15159
NAGPUR	15635
JALNA	15767
HINGOLI	18206
CHANDRAPUR	21159
NASHIK	26499
NANDURBAR	36771

राज्यपुरस्कृत आवास योजना ग्रामीण - प्रलंबीत मंजूरी

Sr. No.	Division	रमाई आवास योजना	शबरी आवास योजना	आदीम आवास योजना	पारधी आवास योजना	य.च.मु.व योजना	धनगर आवास योजना	एकूण
1	KONKAN DIV.	1805	9841	26	4	22	2	11700
2	PUNE DIV.	11568	3631	4	55	20	163	15441
3	AMRAVATI DIV.	32096	21116	228	9	251	34	53734
4	NAGPUR DIV.	26044	25250	271	3	2875	27	54470
5	NASHIK DIV.	21469	68711	61	20	0	88	90349
6	AURANGABAD DIV.	60433	29793	238	26	313	851	91654
	Total	153415	158342	828	117	3481	1165	317348

Sr. No.	District	रमाई आवास योजना	शबरी आवास योजना	आदीम आवास योजना	पारधी आवास योजना	य.च.मु.व योजना	धनगर आवास योजना	एकूण
1	SINDHUDURG	128	14	16	1	0	0	159
2	RATNAGIRI	734	84	0	1	22	0	841
3	SATARA	875	10	0	0	0	0	885
4	SANGLI	1186	30	0	12	0	0	1228
5	THANE	322	2822	7	0	0	0	3151
6	RAIGAD	522	2698	0	2	0	2	3224
7	WARDHA	1066	2220	148	0	0	0	3434
8	KOLHAPUR	3445	35	0	0	0	163	3643
9	PALGHAR	99	4223	3	0	0	0	4325
10	GADCHIROLI	1081	3322	26	0	0	0	4429
11	GONDIA	2839	1588	0	0	0	15	4442
12	PUNE	1249	3315	4	14	20	0	4602
13	WASHIM	3625	1384	0	0	0	0	5009
14	SOLAPUR	4813	241	0	29	0	0	5083
15	BHANDARA	3871	1446	0	0	42	12	5371
16	AHMEDNAGAR	2665	2773	0	0	0	0	5438
17	BEED	5588	1300	0	6	0	0	6894
18	OSMANABAD	8044	265	0	0	139	0	8448
19	BULDHANA	5765	2746	0	0	0	34	8545
20	JALGAON	3579	5045	0	4	0	88	8716
21	LATUR	7202	933	0	4	0	833	8972
22	PARBHANI	6799	2862	0	0	164	0	9825
23	YAVATMAL	5767	4706	228	1	85	0	10787
24	AURANGABAD	7193	4272	0	6	0	0	11471
25	NANDED	5204	6621	238	8	0	0	12071
26	DHULE	3860	9065	0	0	0	0	12925
27	AMRAVATI	5255	8806	0	7	166	0	14234
28	AKOLA	11684	3474	0	1	0	0	15159
29	NAGPUR	10092	5539	0	0	4	0	15635
30	JALNA	13308	2429	0	2	10	18	15767
31	HINGOLI	7095	11111	0	0	0	0	18206
32	CHANDRAPUR	7095	11135	97	3	2829	0	21159
33	NASHIK	10418	16014	61	6	0	0	26499
34	NANDURBAR	947	35814	0	10	0	0	36771
	Total	153415	158342	828	117	3481	1165	317348

राज्यपुरस्कृत आवास योजना ग्रामीण - पूर्ण घरकूले

Sr. No.	Division	Sanction	01.08.2023	02.08.2023	Daily Achivement	Remaining	Avg. Completed From 20.11.22 to Today	Per Day	To be Completed in Per Day till 15.08.23
1	AURANGABAD DIV.	175887	113733	113766	33	62121	93		4779
2	PUNE DIV.	63777	53515	53532	17	10245	21		788
3	AMRAVATI DIV.	102843	71438	71448	10	31395	60		2415
4	NASHIK DIV.	116707	92356	92362	6	24345	56		1873
5	NAGPUR DIV.	107336	74088	74093	5	33243	45		2557
6	KONKAN DIV.	33315	25763	25764	1	7551	17		581
	Total	599865	430893	430965	72	168900	293		12992

Sr. No.	District	Sanction	07-10-1969	07-10-1969	Daily Achivement	Remaining	Avg. Completed From 20.11.22 to Today	Per Day	To be Completed in Per Day till 15.08.23
1	BEED	26163	15846	15858	12	10305	14		793
2	PUNE	13139	10352	10364	12	2775	5		213
3	JALNA	19447	12549	12557	8	6890	21		530
4	AMRAVATI	22008	15369	15376	7	6632	11		510
5	AHMEDNAGAR	34500	29911	29916	5	4584	21		353
6	AURANGABAD	25483	16507	16511	4	8972	12		690
7	BULDHANA	20422	14821	14824	3	5598	15		431
8	LATUR	26708	20004	20007	3	6701	15		515
9	NAGPUR	15656	9494	9497	3	6159	4		474
10	OSMANABAD	17230	11128	11131	3	6099	8		469
11	SOLAPUR	18485	15310	15313	3	3172	6		244
12	KOLHAPUR	12902	10937	10939	2	1963	3		151
13	PARBHANI	17925	14112	14114	2	3811	6		293
14	CHANDRAPUR	33940	19878	19879	1	14061	13		1082
15	GADCHIROLI	16180	11734	11735	1	4445	10		342
16	JALGAON	25701	18487	18488	1	7213	11		555
17	NANDED	22339	12900	12901	1	9438	9		726
18	RAIGAD	7345	5123	5124	1	2221	4		171
19	AKOLA	19622	13416	13416	0	6206	10		477
20	BHANDARA	16423	12659	12659	0	3764	3		290
21	DHULE	18426	13624	13624	0	4802	8		369
22	GONDIA	13864	10870	10870	0	2994	9		230
23	HINGOLI	20592	10687	10687	0	9905	9		762
24	NANDURBAR	14649	10999	10999	0	3650	6		281
25	NASHIK	23431	19335	19335	0	4096	10		315
26	PALGHAR	11748	8245	8245	0	3503	7		269
27	RATNAGIRI	6690	6249	6249	0	441	3		34
28	SANGLI	8604	7149	7149	0	1455	3		112
29	SATARA	10647	9767	9767	0	880	4		68
30	SINDHUDURG	2109	2017	2017	0	92	1		7
31	THANE	5423	4129	4129	0	1294	3		100
32	WARDHA	11273	9453	9453	0	1820	7		140
33	WASHIM	10819	8048	8048	0	2771	8		213
34	YAVATMAL	29972	19784	19784	0	10188	16		784
	Total	599865	430893	430965	72	168900	293		12992

राज्य योजना अपूर्ण घरकुले

Sr. No.	Division	रमाई आवास योजना	शबरी आवास योजना	आदीम आवास योजना	पारधी आवास योजना	य.च.मु.व योजना	धनगर आवास योजना	एकूण
1	KONKAN DIV.	1076	5857	600	0	8	10	7551
2	PUNE DIV.	8746	968	56	58	55	362	10245
3	NASHIK DIV.	12321	11748	25	127	20	104	24345
4	AMRAVATI DIV.	17910	9974	2247	213	996	55	31395
5	NAGPUR DIV.	10991	18200	657	22	3363	10	33243
6	AURANGABAD DIV.	54750	6882	48	64	290	87	62121
	Total	105794	53629	3633	484	4732	628	168900

Sr. No.	District	रमाई आवास योजना	शबरी आवास योजना	आदीम आवास योजना	पारधी आवास योजना	य.च.मु.व योजना	धनगर आवास योजना	Completion%
1	SINDHUDURG	91	1	0	0	0	0	95.6%
2	RATNAGIRI	408	21	4	0	8	0	93.4%
3	SATARA	814	32	0	0	34	0	91.7%
4	AHMEDNAGAR	2654	1894	0	16	20	0	86.7%
5	KOLHAPUR	1569	12	0	0	20	362	84.8%
6	WARDHA	1032	665	122	1	0	0	83.9%
7	SANGLI	1444	7	0	4	0	0	83.1%
8	SOLAPUR	3081	82	0	8	1	0	82.8%
9	NASHIK	2668	1373	25	30	0	0	82.5%
10	PUNE	1838	835	56	46	0	0	78.9%
11	PARBHANI	3354	371	0	0	86	0	78.7%
12	GONDIA	1477	1517	0	0	0	0	78.4%
13	BHANDARA	1608	1342	0	0	804	10	77.1%
14	THANE	262	775	257	0	0	0	76.1%
15	NANDURBAR	1029	2621	0	0	0	0	75.1%
16	LATUR	6560	141	0	0	0	0	74.9%
17	WASHIM	1915	851	0	2	0	3	74.4%
18	DHULE	2468	2320	0	14	0	0	73.9%
19	BULDHANA	5040	489	0	17	0	52	72.6%
20	GADCHIROLI	1409	2745	291	0	0	0	72.5%
21	JALGAON	3502	3540	0	67	0	104	71.9%
22	PALGHAR	66	3295	142	0	0	0	70.2%
23	AMRAVATI	3643	2804	0	29	156	0	69.9%
24	RAIGAD	249	1765	197	0	0	10	69.8%
25	AKOLA	4864	1307	0	35	0	0	68.4%
26	YAVATMAL	2448	4523	2247	130	840	0	66.0%
27	AURANGABAD	7589	1376	0	7	0	0	64.8%
28	OSMANABAD	5818	84	0	41	156	0	64.6%
29	JALNA	6666	81	0	8	48	87	64.6%
30	NAGPUR	893	5251	0	6	9	0	60.7%
31	BEED	9803	494	0	8	0	0	60.6%
32	CHANDRAPUR	4572	6680	244	15	2550	0	58.6%
33	NANDED	8940	450	48	0	0	0	57.8%
34	HINGOLI	6020	3885	0	0	0	0	51.9%
	Total	105794	53629	3633	484	4732	628	71.8%

प्रधानमंत्री आवास योजना ग्रामीण - हप्ते वितरण

Sr. No.	Division	1st Installment (Daily Achivement)	1st Installment Remaining	2nd Installment (Daily Achivement)	2nd Installment Remaining	3rd Installment (Daily Achivement)	3rd Installment Remaining
1	AMRAVATI DIV.	210	22852	239	26070	471	13199
2	AURANGABAD DIV.	149	14504	263	44547	460	22818
3	NASHIK DIV.	71	6393	351	34192	423	19922
4	NAGPUR DIV.	52	5537	83	17528	213	8924
5	PUNE DIV.	19	5393	145	14212	176	5985
6	KONKAN DIV.	4	152	7	2754	39	2067
Total		505	54831	1088	139303	1782	72915

PMAY-G 1st Ins Pending

SINDHUDURG	0
RAIGAD	11
THANE	35
RATNAGIRI	39
PALGHAR	67
GADCHIROLI	221
SATARA	235
KOLHAPUR	237
SANGLI	254
DHULE	271
NASHIK	499
PARBHANI	586
PUNE	718
WARDHA	761
NANDURBAR	841
GONDIA	889
CHANDRAPUR	993
NAGPUR	1243
BHANDARA	1430
JALNA	1647
BEED	1729
HINGOLI	1762
LATUR	1950
NANDED	2196
JALGAON	2222
WASHIM	2226
AURANGABAD	2250
YAVATMAL	2276
OSMANABAD	2384
AHMEDNAGAR	2560
AKOLA	3038
SOLAPUR	3949
BULDHANA	7365
AMRAVATI	7947

PMAY-G 2nd Ins Pending

SINDHUDURG	158
RATNAGIRI	296
RAIGAD	449
THANE	454
SATARA	751
WARDHA	1151
PALGHAR	1397
GADCHIROLI	2106
KOLHAPUR	2120
OSMANABAD	2159
PUNE	2205
HINGOLI	2658
WASHIM	2676
NAGPUR	2736
GONDIA	3154
SANGLI	3210
AHMEDNAGAR	3269
LATUR	3325
JALNA	3446
CHANDRAPUR	3639
AKOLA	4203
PARBHANI	4493
BULDHANA	4734
BHANDARA	4742
AURANGABAD	4747
NASHIK	5193
SOLAPUR	5926
DHULE	6180
YAVATMAL	6902
BEED	7518
AMRAVATI	7555
NANDURBAR	7790
JALGAON	11760
NANDED	16201

PMAY-G 3rd Ins Pending

SINDHUDURG	120
RATNAGIRI	261
THANE	317
RAIGAD	333
SATARA	618
WARDHA	641
KOLHAPUR	830
PUNE	930
PALGHAR	1036
NAGPUR	1112
SANGLI	1294
HINGOLI	1368
BHANDARA	1639
LATUR	1658
CHANDRAPUR	1750
GADCHIROLI	1765
WASHIM	1808
AKOLA	1878
GONDIA	2017
AHMEDNAGAR	2194
AURANGABAD	2216
SOLAPUR	2313
PARBHANI	2514
OSMANABAD	2698
AMRAVATI	2706
JALNA	2746
BULDHANA	2884
NASHIK	3090
DHULE	3418
BEED	3745
JALGAON	3786
YAVATMAL	3923
NANDED	5873
NANDURBAR	7434

प्रधानमंत्री आवास योजना ग्रामीण - हप्ते वितरण

Sr. No.	District	1st Installment (Daily Achievement)	1st Installment Remaining	2nd Installment (Daily Achievement)	2nd Installment Remaining	3rd Installment (Daily Achievement)	3rd Installment Remaining
1	AKOLA	67	3038	72	4203	121	1878
2	NANDURBAR	23	841	99	7790	129	7434
3	AMRAVATI	51	7947	59	7555	120	2706
4	JALGAON	6	2222	134	11760	84	3786
5	NANDED	27	2196	56	16201	131	5873
6	SANGLI	1	254	88	3210	111	1294
7	YAVATMAL	30	2276	33	6902	125	3923
8	BULDHANA	32	7365	46	4734	73	2884
9	BEED	29	1729	50	7518	70	3745
10	DHULE	6	271	51	6180	91	3418
11	AURANGABAD	29	2250	37	4747	50	2216
12	AHMEDNAGAR	23	2560	30	3269	59	2194
13	NASHIK	13	499	37	5193	60	3090
14	CHANDRAPUR	27	993	22	3639	54	1750
15	PARBHANI	5	586	41	4493	53	2514
16	HINGOLI	13	1762	39	2658	45	1368
17	GONDIA	2	889	24	3154	68	2017
18	WASHIM	30	2226	29	2676	32	1808
19	OSMANABAD	25	2384	16	2159	43	2698
20	SOLAPUR	18	3949	30	5926	28	2313
21	JALNA	8	1647	9	3446	52	2746
22	GADCHIROLI	2	221	14	2106	38	1765
23	WARDHA	8	761	12	1151	27	641
24	LATUR	13	1950	15	3325	16	1658
25	PALGHAR	3	67	6	1397	27	1036
26	KOLHAPUR	-73	237	19	2120	14	830
27	BHANDARA	11	1430	6	4742	9	1639
28	NAGPUR	2	1243	5	2736	17	1112
29	SATARA	0	235	6	751	14	618
30	PUNE	-4	718	2	2205	9	930
31	RAIGAD	-1	11	0	449	10	333
32	RATNAGIRI	1	39	1	296	2	261
33	SINDHUDURG	0	0	0	158	0	120
34	THANE	0	35	0	454	0	317
	Total	505	54831	1088	139303	1782	72915

राज्यपुरस्कृत आवास योजना ग्रामीण - हप्ते वितरण

Sr. No.	Division	1st Installment (Daily Achivement)	1st Installment Remaining	2nd Installment (Daily Achivement)	2nd Installment Remaining	3rd Installment (Daily Achivement)	3rd Installment Remaining
1	AURANGABAD DIV.	331	13162	178	29541	268	13568
2	NAGPUR DIV.	194	9165	58	14861	62	4277
3	AMRAVATI DIV.	147	7063	44	12581	88	5292
4	NASHIK DIV.	19	4368	42	9544	59	5381
5	PUNE DIV.	38	2025	19	4100	35	1894
6	KONKAN DIV.	10	1019	9	3038	12	1312
Total		739	36802	350	73665	524	31724

State Schemes 1st Ins Pending

SINDHUDURG	10
RATNAGIRI	42
SATARA	94
SANGLI	166
DHULE	189
PALGHAR	209
WARDHA	225
RAIGAD	269
WASHIM	420
THANE	489
BULDHANA	524
KOLHAPUR	566
NANDURBAR	582
PUNE	587
PARBHANI	597
SOLAPUR	612
GONDIA	619
NASHIK	655
JALNA	907
GADCHIROLI	924
BHANDARA	1020
AKOLA	1024
LATUR	1068
AHMEDNAGAR	1178
OSMANABAD	1272
BEED	1460
JALGAON	1764
AURANGABAD	2117
AMRAVATI	2407
CHANDRAPUR	2678
YAVATMAL	2688
NANDED	2851
HINGOLI	2890
NAGPUR	3699

State Schemes 2nd Ins Pending

SINDHUDURG	50
RATNAGIRI	116
THANE	265
SATARA	280
SANGLI	690
NANDURBAR	744
PUNE	829
WARDHA	881
KOLHAPUR	934
RAIGAD	1011
BHANDARA	1274
SOLAPUR	1367
GONDIA	1369
NASHIK	1387
GADCHIROLI	1415
WASHIM	1442
PALGHAR	1596
NAGPUR	1706
BULDHANA	1773
DHULE	1978
AHMEDNAGAR	2077
AMRAVATI	2163
PARBHANI	2238
JALNA	2548
LATUR	2995
AKOLA	3036
JALGAON	3358
OSMANABAD	3393
AURANGABAD	3776
YAVATMAL	4167
BEED	4501
NANDED	5012
HINGOLI	5078
CHANDRAPUR	8216

State Schemes 3rd Ins Pending

SINDHUDURG	24
RATNAGIRI	92
THANE	163
SATARA	208
KOLHAPUR	275
WARDHA	302
SANGLI	311
NAGPUR	351
BHANDARA	362
RAIGAD	443
PUNE	491
GONDIA	547
PALGHAR	590
SOLAPUR	609
WASHIM	709
AMRAVATI	830
NASHIK	835
NANDURBAR	861
AKOLA	986
PARBHANI	1034
GADCHIROLI	1042
BULDHANA	1106
AHMEDNAGAR	1179
JALGAON	1229
DHULE	1277
OSMANABAD	1279
HINGOLI	1427
NANDED	1641
YAVATMAL	1661
LATUR	1665
AURANGABAD	1667
CHANDRAPUR	1673
JALNA	1918
BEED	2937

राज्यपुरस्कृत आवास योजना ग्रामीण -हप्ते वितरण

Sr. No.	District	1st Installment (Daily Achievement)	1st Installment Remaining	2nd Installment (Daily Achievement)	2nd Installment Remaining	3rd Installment (Daily Achievement)	3rd Installment Remaining
1	HINGOLI	180	2890	36	5078	58	1427
2	CHANDRAPUR	79	2678	22	8216	22	1673
3	LATUR	8	1068	30	2995	61	1665
4	BEED	25	1460	31	4501	39	2937
5	AMRAVATI	68	2407	11	2163	11	830
6	NANDED	42	2851	17	5012	26	1641
7	GADCHIROLI	70	924	11	1415	0	1042
8	AKOLA	27	1024	10	3036	42	986
9	GONDIA	28	619	19	1369	23	547
10	PARBHANI	38	597	16	2238	14	1034
11	AURANGABAD	35	2117	16	3776	16	1667
12	YAVATMAL	50	2688	6	4167	7	1661
13	KOLHAPUR	35	566	10	934	13	275
14	JALGAON	10	1764	13	3358	28	1229
15	OSMANABAD	2	1272	17	3393	26	1279
16	JALNA	1	907	15	2548	28	1918
17	NASHIK	5	655	16	1387	12	835
18	AHMEDNAGAR	4	1178	11	2077	16	1179
19	BULDHANA	0	524	11	1773	17	1106
20	PUNE	3	587	5	829	11	491
21	WASHIM	2	420	6	1442	11	709
22	BHANDARA	15	1020	0	1274	1	362
23	NAGPUR	1	3699	4	1706	7	351
24	PALGHAR	0	209	6	1596	6	590
25	WARDHA	1	225	2	881	9	302
26	SINDHUDURG	6	10	1	50	1	24
27	RAIGAD	4	269	0	1011	2	443
28	SOLAPUR	0	612	2	1367	4	609
29	SANGLI	0	166	0	690	5	311
30	NANDURBAR	0	582	2	744	2	861
31	RATNAGIRI	0	42	1	116	3	92
32	SATARA	0	94	2	280	2	208
33	DHULE	0	189	0	1978	1	1277
34	THANE	0	489	1	265	0	163
	Total	739	36802	350	73665	524	31724

प्रधानमंत्री आवास योजना ग्रामीण - Delayed Houses

■ पहिला हप्ता मिळाल्यानंतर १२ महिने उलटूनही अपूर्ण घरकुले
 ■ पहिला हप्ता मिळाल्यानंतर १८ महिने उलटूनही अपूर्ण घरकुले
 ■ पहिला हप्ता मिळाल्यानंतर १० दिवसानंतरही दुसरा हप्ता न मिळालेले घरकुले
 ■ दुसरा हप्ता मिळाल्यानंतर १० दिवसानंतरही तिसरा हप्ता न मिळालेले घरकुले
 ■ तिसरा हप्ता मिळाल्यानंतर १० दिवसानंतरही अपूर्ण घरांची संख्या

जिल्हा	पहिला हप्ता मिळाल्यानंतर १२ महिने उलटूनही अपूर्ण घरकुले	पहिला हप्ता मिळाल्यानंतर १८ महिने उलटूनही अपूर्ण घरकुले	पहिला हप्ता मिळाल्यानंतर १० दिवसानंतरही दुसरा हप्ता न मिळालेले घरकुले	दुसरा हप्ता मिळाल्यानंतर १० दिवसानंतरही तिसरा हप्ता न मिळालेले घरकुले	तिसरा हप्ता मिळाल्यानंतर १० दिवसानंतरही अपूर्ण घरांची संख्या
AHMEDNAGAR	2685	1556	3117	1773	33
AKOLA	4123	3170	3614	985	581
AMRAVATI	7424	4985	6794	1594	1020
AURANGABAD	3589	2119	4457	1330	605
BEED	4842	1792	6385	2233	589
BHANDARA	8158	4628	4124	994	2779
BULDHANA	3727	1909	4150	1378	778
CHANDRAPUR	3653	1814	3071	925	626
DHULE	8946	3935	5783	2604	1897
GADCHIROLI	4239	2233	2003	1318	1175
GONDIA	1851	1509	2877	1349	173
HINGOLI	1937	642	2452	821	159
JALGAON	9787	6330	10716	2526	606
JALNA	2666	1030	3189	1729	459
KOLHAPUR	2040	653	1943	561	138
LATUR	1311	653	3171	862	81
NAGPUR	3230	2189	2494	866	621
NANDED	11986	8353	15452	3301	389
NANDURBAR	15421	9862	7529	5508	5778
NASHIK	7550	3376	4826	2382	1598
OSMANABAD	1975	564	1583	2488	14
PALGHAR	1741	568	1294	735	1039
PARBHANI	1257	669	4157	1311	125
PUNE	2632	1644	1929	697	599
RAIGAD	693	325	434	273	156
RATNAGIRI	346	29	265	195	119
SANGLI	3287	2103	2959	816	293
SATARA	747	279	664	413	238
SINHDURG	156	57	146	108	34
SOLAPUR	5578	4322	5227	1516	689
THANE	748	172	444	234	269
WARDHA	1210	687	952	504	226
WASHIM	1469	768	2263	1131	51
YAVATMAL	7693	3990	6442	2377	1883